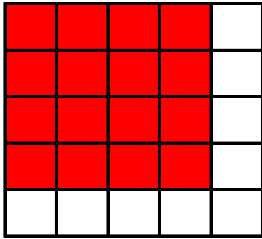


Bingo Pattern Probabilities

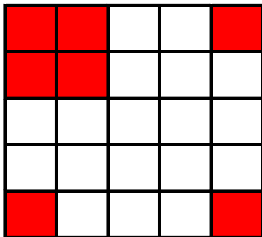
4x4 Block



4 ways to win

Cards in Play	300	600	900	1200	1500	1800	2100	2400	2700	3000	3300	3600
Average Calls	49.33	47.45	46.40	45.69	45.13	44.70	44.33	44.02	43.73	43.49	43.27	43.08
Average Winners	1.23	1.25	1.26	1.27	1.28	1.29	1.29	1.29	1.29	1.30	1.30	1.31
Cards in Play	3900	4200	4500	4800	5100	5400	5700	6000	6600	7500	8400	9000
Average Calls	42.90	42.74	42.58	42.44	42.31	42.17	42.06	41.94	41.75	41.47	41.30	41.09
Average Winners	1.31	1.31	1.31	1.32	1.32	1.32	1.32	1.32	1.33	1.33	1.33	1.34

Baseball Diamond

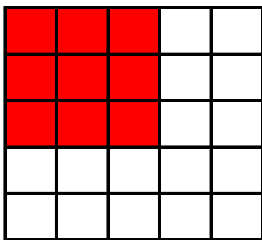


4 ways to win

N balls not in play

Cards in Play	300	600	900	1200	1500	1800	2100	2400	2700	3000	3300	3600
Average Calls	23.66	21.86	20.89	20.24	19.78	19.40	19.09	18.84	18.60	18.41	18.23	18.07
Average Winners	1.25	1.28	1.31	1.33	1.35	1.37	1.38	1.39	1.40	1.42	1.43	1.44
Cards in Play	3900	4200	4500	4800	5100	5400	5700	6000	6600	7500	8400	9000
Average Calls	17.92	17.81	17.68	17.56	17.45	17.37	17.26	17.18	17.03	16.82	16.69	16.54
Average Winners	1.45	1.46	1.46	1.47	1.48	1.49	1.50	1.50	1.52	1.54	1.56	1.57

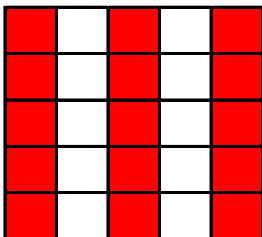
Block of Nine



9 ways to win

Cards in Play	300	600	900	1200	1500	1800	2100	2400	2700	3000	3300	3600
Average Calls	29.84	27.77	26.68	25.91	25.37	24.92	24.56	24.25	24.00	23.74	23.53	23.34
Average Winners	1.21	1.24	1.26	1.28	1.29	1.31	1.32	1.33	1.34	1.35	1.35	1.37
Cards in Play	3900	4200	4500	4800	5100	5400	5700	6000	6600	7500	8400	9000
Average Calls	23.19	23.03	22.88	22.72	22.61	22.50	22.39	22.28	22.09	21.85	21.70	21.49
Average Winners	1.37	1.38	1.39	1.39	1.40	1.41	1.42	1.43	1.43	1.46	1.46	1.49

B-N-O Lines



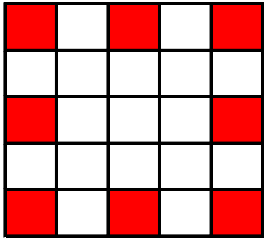
1 way to win

I & G balls not in play

Cards in Play	300	600	900	1200	1500	1800	2100	2400	2700	3000	3300	3600
Average Calls	31.95	30.79	30.14	29.70	29.36	29.08	28.85	28.66	28.48	28.33	28.20	28.08
Average Winners	1.34	1.37	1.39	1.40	1.41	1.42	1.42	1.43	1.43	1.44	1.44	1.45
Cards in Play	3900	4200	4500	4800	5100	5400	5700	6000	6600	7500	8400	9000
Average Calls	27.96	27.86	27.76	27.66	27.58	27.51	27.43	27.36	27.23	27.06	26.96	26.82
Average Winners	1.45	1.46	1.46	1.46	1.47	1.47	1.47	1.47	1.48	1.48	1.49	1.49

Bingo Pattern Probabilities

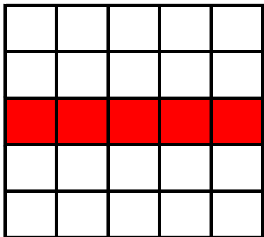
Broken Frame



1 way to win
I & G balls not in play

Cards in Play	300	600	900	1200	1500	1800	2100	2400	2700	3000	3300	3600
Average Calls	23.38	21.84	21.00	20.42	20.00	19.66	19.38	19.15	18.93	18.75	18.58	18.45
Average Winners	1.24	1.27	1.29	1.30	1.31	1.33	1.33	1.35	1.35	1.36	1.37	1.37
Cards in Play	3900	4200	4500	4800	5100	5400	5700	6000	6600	7500	8400	9000
Average Calls	18.31	18.18	18.07	17.96	17.87	17.77	17.69	17.61	17.46	17.27	17.15	17.00
Average Winners	1.38	1.38	1.39	1.40	1.40	1.40	1.41	1.42	1.42	1.43	1.44	1.45

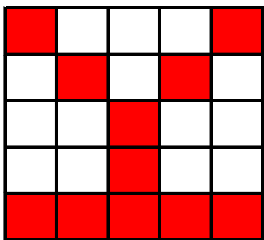
Center Row



1 way to win

Cards in Play	300	600	900	1200	1500	1800	2100	2400	2700	3000	3300	3600
Average Calls	14.95	12.99	12.03	11.41	10.99	10.63	10.36	10.16	9.97	9.82	9.68	9.56
Average Winners	1.19	1.25	1.32	1.39	1.46	1.52	1.59	1.67	1.75	1.82	1.90	1.98
Cards in Play	3900	4200	4500	4800	5100	5400	5700	6000	6600	7500	8400	9000
Average Calls	9.46	9.36	9.29	9.21	9.14	9.07	9.01	8.97	8.88	8.75	8.69	8.59
Average Winners	2.05	2.14	2.22	2.30	2.38	2.47	2.54	2.64	2.81	3.07	3.26	3.51

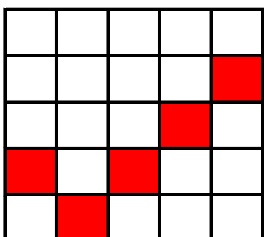
Champagne Glass



1 way to win

Cards in Play	300	600	900	1200	1500	1800	2100	2400	2700	3000	3300	3600
Average Calls	43.03	40.53	39.15	38.20	37.48	36.89	36.41	36.00	35.64	35.34	35.07	34.81
Average Winners	1.14	1.15	1.16	1.17	1.17	1.17	1.18	1.18	1.18	1.19	1.19	1.19
Cards in Play	3900	4200	4500	4800	5100	5400	5700	6000	6600	7500	8400	9000
Average Calls	34.56	34.37	34.17	33.98	33.80	33.64	33.51	33.35	33.09	32.75	32.55	32.27
Average Winners	1.19	1.20	1.20	1.20	1.20	1.20	1.20	1.21	1.21	1.21	1.22	1.22

Checkmark

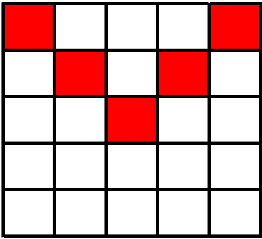


1 way to win

Cards in Play	300	600	900	1200	1500	1800	2100	2400	2700	3000	3300	3600
Average Calls	24.05	21.33	19.94	18.99	18.33	17.80	17.38	17.00	16.69	16.43	16.20	15.98
Average Winners	1.12	1.15	1.18	1.20	1.22	1.24	1.26	1.28	1.30	1.32	1.34	1.36
Cards in Play	3900	4200	4500	4800	5100	5400	5700	6000	6600	7500	8400	9000
Average Calls	15.80	15.62	15.45	15.31	15.18	15.05	14.94	14.84	14.63	14.38	14.22	14.03
Average Winners	1.37	1.39	1.41	1.43	1.45	1.47	1.49	1.52	1.54	1.61	1.65	1.71

Bingo Pattern Probabilities

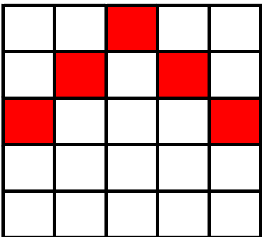
Chevron (Easy)



4 ways to win
N balls not in play

Cards in Play	300	600	900	1200	1500	1800	2100	2400	2700	3000	3300	3600
Average Calls	11.34	9.95	9.25	8.81	8.48	8.24	8.05	7.89	7.76	7.64	7.55	7.46
Average Winners	1.27	1.35	1.41	1.46	1.51	1.55	1.60	1.64	1.68	1.72	1.77	1.80
Cards in Play	3900	4200	4500	4800	5100	5400	5700	6000	6600	7500	8400	9000
Average Calls	7.38	7.31	7.25	7.19	7.15	7.09	7.05	7.02	6.94	6.85	6.80	6.73
Average Winners	1.85	1.90	1.93	1.97	2.02	2.06	2.10	2.15	2.23	2.36	2.45	2.59


Chevron (Hardway)



4 ways to win

Cards in Play	300	600	900	1200	1500	1800	2100	2400	2700	3000	3300	3600
Average Calls	19.17	17.09	16.01	15.29	14.77	14.37	14.04	13.76	13.54	13.33	13.15	12.99
Average Winners	1.17	1.21	1.24	1.27	1.29	1.31	1.34	1.36	1.38	1.40	1.41	1.43
Cards in Play	3900	4200	4500	4800	5100	5400	5700	6000	6600	7500	8400	9000
Average Calls	12.84	12.71	12.58	12.47	12.37	12.27	12.19	12.12	11.97	11.76	11.65	11.49
Average Winners	1.45	1.47	1.49	1.50	1.52	1.54	1.55	1.58	1.61	1.66	1.69	1.74


Coverall



1 way to win

Cards in Play	300	600	900	1200	1500	1800	2100	2400	2700	3000	3300	3600
Average Calls	61.18	59.84	59.05	58.50	58.09	57.75	57.47	57.23	57.02	56.82	56.66	56.50
Average Winners	1.29	1.31	1.31	1.31	1.32	1.32	1.33	1.33	1.34	1.34	1.34	1.34
Cards in Play	3900	4200	4500	4800	5100	5400	5700	6000	6600	7500	8400	9000
Average Calls	56.35	56.23	56.09	55.99	55.88	55.78	55.69	55.60	55.43	55.20	55.07	54.89
Average Winners	1.34	1.34	1.34	1.34	1.35	1.35	1.35	1.35	1.35	1.35	1.36	1.36

Crazy Kite

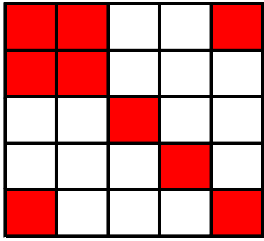


4 ways to win
N balls not in play

Cards in Play	300	600	900	1200	1500	1800	2100	2400	2700	3000	3300	3600
Average Calls	19.60	17.83	16.91	16.28	15.82	15.46	15.16	14.93	14.69	14.50	14.34	14.19
Average Winners	1.19	1.23	1.25	1.27	1.29	1.31	1.33	1.34	1.35	1.37	1.38	1.39
Cards in Play	3900	4200	4500	4800	5100	5400	5700	6000	6600	7500	8400	9000
Average Calls	14.05	13.93	13.82	13.71	13.62	13.52	13.45	13.37	13.23	13.03	12.91	12.76
Average Winners	1.41	1.43	1.44	1.45	1.46	1.47	1.48	1.50	1.52	1.55	1.58	1.61

Bingo Pattern Probabilities

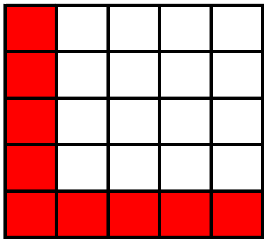
Crazy Kite with Four Corners



4 ways to win
N balls not in play

Cards in Play	300	600	900	1200	1500	1800	2100	2400	2700	3000	3300	3600
Average Calls	26.49	24.65	23.64	22.98	22.48	22.08	21.75	21.46	21.22	21.01	20.82	20.65
Average Winners	1.21	1.23	1.25	1.26	1.28	1.29	1.29	1.30	1.31	1.32	1.32	1.33
Cards in Play	3900	4200	4500	4800	5100	5400	5700	6000	6600	7500	8400	9000
Average Calls	20.51	20.36	20.22	20.10	20.00	19.88	19.78	19.70	19.52	19.29	19.15	18.99
Average Winners	1.34	1.34	1.35	1.35	1.36	1.36	1.37	1.37	1.37	1.39	1.40	1.41

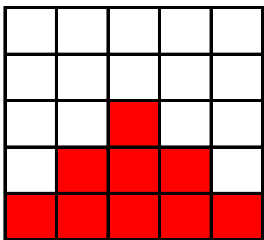
Crazy L



4 ways to win

Cards in Play	300	600	900	1200	1500	1800	2100	2400	2700	3000	3300	3600
Average Calls	36.29	34.11	32.95	32.15	31.55	31.07	30.69	30.33	30.04	29.79	29.54	29.33
Average Winners	1.25	1.28	1.30	1.32	1.34	1.34	1.36	1.37	1.38	1.39	1.39	1.40
Cards in Play	3900	4200	4500	4800	5100	5400	5700	6000	6600	7500	8400	9000
Average Calls	29.14	28.96	28.81	28.64	28.53	28.39	28.26	28.17	27.94	27.67	27.50	27.29
Average Winners	1.41	1.41	1.42	1.43	1.43	1.44	1.44	1.45	1.45	1.47	1.48	1.50

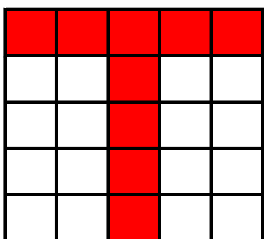
Crazy Pyramid



4 ways to win

Cards in Play	300	600	900	1200	1500	1800	2100	2400	2700	3000	3300	3600
Average Calls	32.27	30.03	28.80	27.98	27.34	26.85	26.45	26.11	25.80	25.53	25.30	25.09
Average Winners	1.19	1.21	1.23	1.24	1.25	1.26	1.27	1.28	1.28	1.28	1.29	1.30
Cards in Play	3900	4200	4500	4800	5100	5400	5700	6000	6600	7500	8400	9000
Average Calls	24.89	24.72	24.57	24.41	24.27	24.13	24.00	23.88	23.68	23.39	23.23	22.99
Average Winners	1.30	1.31	1.31	1.31	1.32	1.32	1.32	1.33	1.34	1.35	1.35	1.36

Crazy T

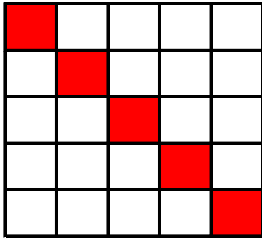


4 ways to win

Cards in Play	300	600	900	1200	1500	1800	2100	2400	2700	3000	3300	3600
Average Calls	32.34	30.12	28.89	28.06	27.47	26.97	26.56	26.22	25.95	25.66	25.43	25.23
Average Winners	1.19	1.22	1.24	1.25	1.27	1.28	1.29	1.30	1.31	1.31	1.32	1.33
Cards in Play	3900	4200	4500	4800	5100	5400	5700	6000	6600	7500	8400	9000
Average Calls	25.03	24.87	24.69	24.55	24.40	24.29	24.16	24.05	23.83	23.56	23.39	23.17
Average Winners	1.33	1.34	1.35	1.35	1.35	1.36	1.37	1.37	1.38	1.39	1.40	1.41

Bingo Pattern Probabilities

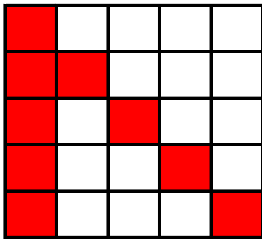
Diagonal Line



2 ways to win
N balls not in play

Cards in Play	300	600	900	1200	1500	1800	2100	2400	2700	3000	3300	3600
Average Calls	12.99	11.41	10.65	10.17	9.82	9.56	9.37	9.21	9.08	8.97	8.87	8.78
Average Winners	1.25	1.39	1.53	1.68	1.82	1.97	2.13	2.30	2.47	2.64	2.80	2.98
Cards in Play	3900	4200	4500	4800	5100	5400	5700	6000	6600	7500	8400	9000
Average Calls	8.72	8.66	8.60	8.56	8.50	8.46	8.42	8.39	8.34	8.25	8.21	8.15
Average Winners	3.14	3.35	3.51	3.71	3.87	4.04	4.23	4.41	4.79	5.36	5.74	6.26

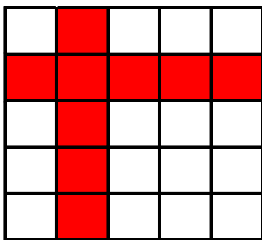
Double Bingo



66 ways to win

Cards in Play	300	600	900	1200	1500	1800	2100	2400	2700	3000	3300	3600
Average Calls	25.43	23.72	22.78	22.14	21.66	21.29	20.98	20.71	20.50	20.30	20.10	19.95
Average Winners	1.21	1.24	1.26	1.27	1.28	1.29	1.30	1.31	1.31	1.32	1.32	1.33
Cards in Play	3900	4200	4500	4800	5100	5400	5700	6000	6600	7500	8400	9000
Average Calls	19.80	19.67	19.54	19.44	19.33	19.23	19.12	19.03	18.87	18.66	18.53	18.36
Average Winners	1.34	1.34	1.35	1.35	1.36	1.36	1.37	1.37	1.38	1.39	1.40	1.41


Double Hardway Bingo



28 ways to win

Cards in Play	300	600	900	1200	1500	1800	2100	2400	2700	3000	3300	3600
Average Calls	30.65	28.81	27.79	27.11	26.60	26.18	25.84	25.54	25.29	25.07	24.88	24.69
Average Winners	1.21	1.24	1.25	1.27	1.28	1.29	1.29	1.30	1.31	1.31	1.32	1.32
Cards in Play	3900	4200	4500	4800	5100	5400	5700	6000	6600	7500	8400	9000
Average Calls	24.53	24.37	24.25	24.12	23.99	23.87	23.77	23.68	23.48	23.24	23.11	22.91
Average Winners	1.33	1.33	1.34	1.34	1.34	1.35	1.35	1.35	1.36	1.37	1.38	1.38

Double Hardway Six-Pack

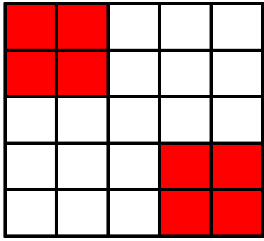


38 ways to win

Cards in Play	300	600	900	1200	1500	1800	2100	2400	2700	3000	3300	3600
Average Calls	37.64	35.80	34.80	34.10	33.57	33.13	32.80	32.51	32.24	32.00	31.81	31.62
Average Winners	1.20	1.22	1.23	1.24	1.25	1.25	1.26	1.27	1.27	1.27	1.27	1.28
Cards in Play	3900	4200	4500	4800	5100	5400	5700	6000	6600	7500	8400	9000
Average Calls	31.45	31.29	31.14	31.02	30.89	30.78	30.66	30.57	30.36	30.11	29.97	29.74
Average Winners	1.28	1.28	1.28	1.29	1.29	1.29	1.29	1.30	1.30	1.30	1.31	1.31

Bingo Pattern Probabilities

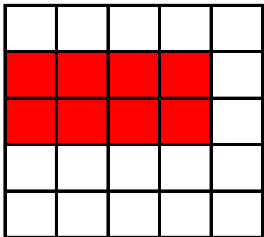
Double Postage Stamp



6 ways to win
N balls not in play

Cards in Play	300	600	900	1200	1500	1800	2100	2400	2700	3000	3300	3600
Average Calls	25.12	23.42	22.49	21.88	21.41	21.02	20.72	20.46	20.23	20.02	19.85	19.69
Average Winners	1.21	1.24	1.26	1.27	1.28	1.29	1.30	1.31	1.32	1.32	1.33	1.34
Cards in Play	3900	4200	4500	4800	5100	5400	5700	6000	6600	7500	8400	9000
Average Calls	19.54	19.41	19.28	19.17	19.05	18.96	18.86	18.77	18.62	18.40	18.28	18.10
Average Winners	1.34	1.34	1.35	1.35	1.35	1.36	1.36	1.37	1.38	1.38	1.39	1.40

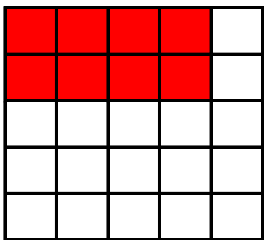
Eight-Pack (Free Space OK)



16 ways to win

Cards in Play	300	600	900	1200	1500	1800	2100	2400	2700	3000	3300	3600
Average Calls	25.80	23.84	22.81	22.11	21.59	21.15	20.82	20.53	20.29	20.06	19.88	19.69
Average Winners	1.23	1.26	1.28	1.30	1.31	1.32	1.33	1.34	1.35	1.36	1.37	1.37
Cards in Play	3900	4200	4500	4800	5100	5400	5700	6000	6600	7500	8400	9000
Average Calls	19.54	19.39	19.26	19.12	19.02	18.90	18.79	18.70	18.53	18.30	18.16	17.97
Average Winners	1.38	1.39	1.40	1.40	1.41	1.41	1.41	1.42	1.43	1.44	1.45	1.47


Eight-Pack (Hardway)



8 ways to win

Cards in Play	300	600	900	1200	1500	1800	2100	2400	2700	3000	3300	3600
Average Calls	30.23	28.14	27.02	26.24	25.68	25.22	24.85	24.52	24.24	24.00	23.79	23.58
Average Winners	1.21	1.24	1.25	1.27	1.28	1.29	1.30	1.31	1.32	1.32	1.32	1.33
Cards in Play	3900	4200	4500	4800	5100	5400	5700	6000	6600	7500	8400	9000
Average Calls	23.42	23.24	23.10	22.95	22.83	22.70	22.58	22.48	22.28	22.02	21.87	21.65
Average Winners	1.34	1.34	1.35	1.35	1.36	1.36	1.36	1.37	1.37	1.38	1.39	1.40

Four Corners

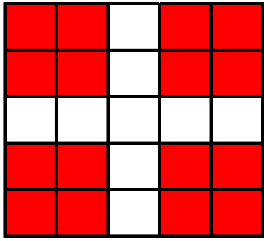


1 way to win
I, N & G balls not in play

Cards in Play	300	600	900	1200	1500	1800	2100	2400	2700	3000	3300	3600
Average Calls	8.43	7.49	7.00	6.71	6.51	6.36	6.23	6.14	6.05	5.99	5.93	5.88
Average Winners	1.39	1.50	1.57	1.65	1.75	1.83	1.92	2.00	2.10	2.20	2.30	2.39
Cards in Play	3900	4200	4500	4800	5100	5400	5700	6000	6600	7500	8400	9000
Average Calls	5.84	5.79	5.76	5.73	5.69	5.67	5.65	5.62	5.59	5.53	5.51	5.48
Average Winners	2.50	2.60	2.70	2.80	2.89	3.00	3.11	3.21	3.44	3.75	3.98	4.34

Bingo Pattern Probabilities

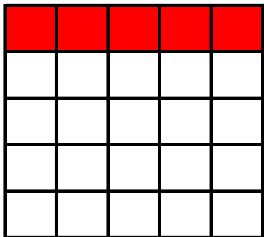
Four Postage Stamps



1 way to win
N balls not in play

Cards in Play	300	600	900	1200	1500	1800	2100	2400	2700	3000	3300	3600
Average Calls	43.74	42.28	41.43	40.86	40.42	40.06	39.76	39.51	39.27	39.09	38.90	38.74
Average Winners	1.25	1.27	1.28	1.29	1.29	1.30	1.30	1.30	1.31	1.31	1.31	1.31
Cards in Play	3900	4200	4500	4800	5100	5400	5700	6000	6600	7500	8400	9000
Average Calls	38.59	38.46	38.34	38.21	38.11	38.00	37.91	37.81	37.64	37.42	37.28	37.10
Average Winners	1.32	1.32	1.32	1.32	1.32	1.33	1.33	1.33	1.33	1.34	1.34	1.34

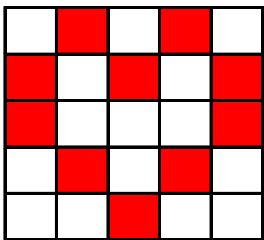
Hardway Bingo



8 ways to win

Cards in Play	300	600	900	1200	1500	1800	2100	2400	2700	3000	3300	3600
Average Calls	17.30	15.55	14.64	14.04	13.62	13.27	12.99	12.77	12.57	12.42	12.27	12.13
Average Winners	1.27	1.34	1.40	1.44	1.48	1.51	1.54	1.58	1.61	1.65	1.67	1.69
Cards in Play	3900	4200	4500	4800	5100	5400	5700	6000	6600	7500	8400	9000
Average Calls	12.01	11.91	11.81	11.73	11.64	11.56	11.49	11.42	11.32	11.18	11.10	10.97
Average Winners	1.73	1.76	1.78	1.81	1.84	1.86	1.90	1.93	1.99	2.09	2.15	2.25

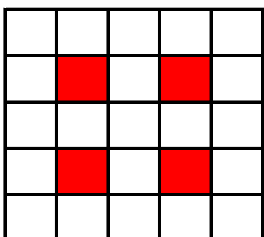
Heart



1 way to win

Cards in Play	300	600	900	1200	1500	1800	2100	2400	2700	3000	3300	3600
Average Calls	43.01	40.51	39.12	38.17	37.46	36.89	36.41	36.01	35.64	35.33	35.06	34.79
Average Winners	1.14	1.15	1.16	1.16	1.17	1.17	1.18	1.18	1.18	1.19	1.19	1.19
Cards in Play	3900	4200	4500	4800	5100	5400	5700	6000	6600	7500	8400	9000
Average Calls	34.57	34.34	34.17	33.97	33.80	33.65	33.51	33.36	33.09	32.74	32.54	32.27
Average Winners	1.19	1.20	1.20	1.20	1.20	1.20	1.21	1.21	1.21	1.21	1.21	1.22

Inside Corners

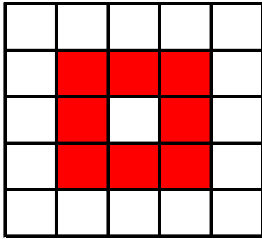


1 way to win
B, N & O balls not in play

Cards in Play	300	600	900	1200	1500	1800	2100	2400	2700	3000	3300	3600
Average Calls	8.43	7.49	7.01	6.73	6.52	6.36	6.24	6.15	6.06	6.00	5.93	5.88
Average Winners	1.39	1.50	1.58	1.66	1.76	1.83	1.93	2.02	2.10	2.20	2.30	2.39
Cards in Play	3900	4200	4500	4800	5100	5400	5700	6000	6600	7500	8400	9000
Average Calls	5.84	5.79	5.76	5.73	5.69	5.67	5.64	5.63	5.58	5.54	5.51	5.48
Average Winners	2.49	2.59	2.70	2.80	2.90	2.99	3.10	3.22	3.42	3.77	4.00	4.33

Bingo Pattern Probabilities

Inside Frame

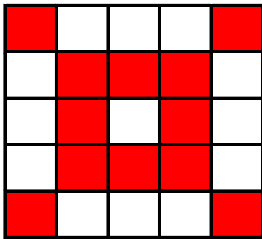


1 way to win

B & O balls not in play

Cards in Play	300	600	900	1200	1500	1800	2100	2400	2700	3000	3300	3600
Average Calls	23.41	21.84	21.02	20.42	19.99	19.67	19.39	19.14	18.94	18.75	18.59	18.44
Average Winners	1.24	1.27	1.29	1.30	1.32	1.33	1.34	1.35	1.36	1.36	1.37	1.38
Cards in Play	3900	4200	4500	4800	5100	5400	5700	6000	6600	7500	8400	9000
Average Calls	18.31	18.19	18.07	17.97	17.87	17.78	17.69	17.62	17.47	17.28	17.17	16.99
Average Winners	1.38	1.38	1.39	1.39	1.40	1.41	1.41	1.42	1.43	1.44	1.45	1.45

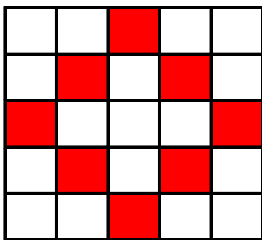
Inside Frame with Four Corners



1 way to win

Cards in Play	300	600	900	1200	1500	1800	2100	2400	2700	3000	3300	3600
Average Calls	47.66	45.35	44.08	43.21	42.53	42.00	41.56	41.16	40.84	40.55	40.29	40.05
Average Winners	1.17	1.18	1.18	1.19	1.20	1.20	1.20	1.21	1.21	1.21	1.21	1.22
Cards in Play	3900	4200	4500	4800	5100	5400	5700	6000	6600	7500	8400	9000
Average Calls	39.81	39.62	39.43	39.26	39.09	38.94	38.80	38.66	38.42	38.10	37.89	37.64
Average Winners	1.22	1.22	1.22	1.22	1.23	1.23	1.23	1.23	1.23	1.24	1.24	1.24

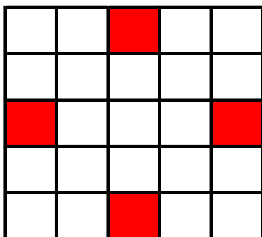
Large Diamond



1 way to win

Cards in Play	300	600	900	1200	1500	1800	2100	2400	2700	3000	3300	3600
Average Calls	37.33	34.67	33.19	32.20	31.46	30.86	30.34	29.93	29.56	29.25	29.00	28.72
Average Winners	1.14	1.16	1.17	1.18	1.18	1.19	1.19	1.20	1.20	1.21	1.22	1.22
Cards in Play	3900	4200	4500	4800	5100	5400	5700	6000	6600	7500	8400	9000
Average Calls	28.47	28.27	28.06	27.89	27.73	27.56	27.42	27.26	27.01	26.67	26.48	26.19
Average Winners	1.22	1.23	1.23	1.23	1.23	1.24	1.24	1.24	1.25	1.26	1.26	1.26

Large Diamond Corners



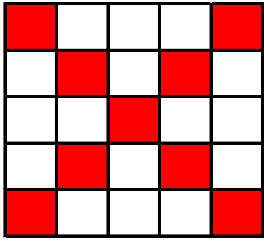
1 way to win

I & G balls not in play

Cards in Play	300	600	900	1200	1500	1800	2100	2400	2700	3000	3300	3600
Average Calls	11.86	10.47	9.75	9.31	9.00	8.76	8.57	8.41	8.29	8.18	8.07	8.00
Average Winners	1.28	1.38	1.45	1.53	1.61	1.70	1.78	1.85	1.94	2.02	2.10	2.19
Cards in Play	3900	4200	4500	4800	5100	5400	5700	6000	6600	7500	8400	9000
Average Calls	7.92	7.85	7.80	7.74	7.70	7.66	7.62	7.57	7.53	7.45	7.40	7.34
Average Winners	2.27	2.36	2.46	2.53	2.64	2.72	2.82	2.91	3.12	3.41	3.59	3.89

Bingo Pattern Probabilities

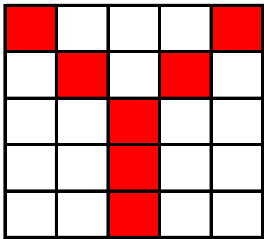
Letter X



1 way to win
N balls not in play

Cards in Play	300	600	900	1200	1500	1800	2100	2400	2700	3000	3300	3600
Average Calls	30.23	28.09	26.94	26.11	25.55	25.07	24.68	24.35	24.07	23.81	23.58	23.37
Average Winners	1.17	1.18	1.20	1.20	1.21	1.22	1.23	1.23	1.24	1.24	1.24	1.25
Cards in Play	3900	4200	4500	4800	5100	5400	5700	6000	6600	7500	8400	9000
Average Calls	23.20	23.03	22.87	22.73	22.58	22.45	22.34	22.23	22.03	21.75	21.60	21.36
Average Winners	1.25	1.26	1.26	1.27	1.27	1.27	1.27	1.28	1.28	1.29	1.29	1.30

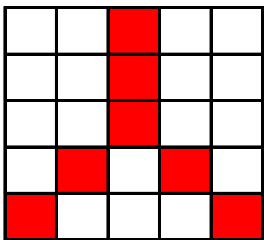
Letter Y



1 way to win

Cards in Play	300	600	900	1200	1500	1800	2100	2400	2700	3000	3300	3600
Average Calls	29.36	26.59	25.13	24.13	23.41	22.82	22.34	21.95	21.62	21.32	21.05	20.81
Average Winners	1.14	1.16	1.18	1.19	1.21	1.22	1.23	1.24	1.25	1.26	1.26	1.27
Cards in Play	3900	4200	4500	4800	5100	5400	5700	6000	6600	7500	8400	9000
Average Calls	20.60	20.41	20.22	20.06	19.90	19.74	19.61	19.48	19.25	18.95	18.77	18.53
Average Winners	1.28	1.29	1.30	1.31	1.31	1.32	1.32	1.33	1.35	1.37	1.39	1.41

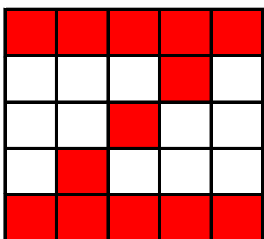
Letter Y (Up or Down)



2 ways to win

Cards in Play	300	600	900	1200	1500	1800	2100	2400	2700	3000	3300	3600
Average Calls	26.61	24.12	22.82	21.97	21.30	20.80	20.39	20.05	19.74	19.48	19.25	19.05
Average Winners	1.17	1.20	1.22	1.24	1.25	1.27	1.29	1.30	1.32	1.33	1.35	1.36
Cards in Play	3900	4200	4500	4800	5100	5400	5700	6000	6600	7500	8400	9000
Average Calls	18.85	18.68	18.52	18.39	18.26	18.12	18.03	17.90	17.70	17.45	17.28	17.08
Average Winners	1.38	1.39	1.40	1.42	1.43	1.45	1.46	1.48	1.51	1.54	1.57	1.63

Letter Z

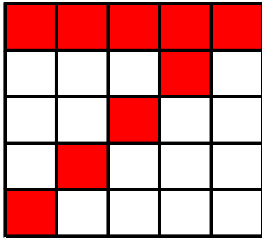


1 way to win

Cards in Play	300	600	900	1200	1500	1800	2100	2400	2700	3000	3300	3600
Average Calls	47.64	45.36	44.08	43.19	42.54	42.01	41.54	41.16	40.83	40.55	40.28	40.03
Average Winners	1.16	1.18	1.19	1.19	1.20	1.20	1.20	1.21	1.21	1.21	1.21	1.22
Cards in Play	3900	4200	4500	4800	5100	5400	5700	6000	6600	7500	8400	9000
Average Calls	39.83	39.64	39.43	39.28	39.09	38.95	38.80	38.65	38.40	38.08	37.90	37.63
Average Winners	1.22	1.22	1.22	1.23	1.23	1.23	1.23	1.23	1.23	1.24	1.24	1.24

Bingo Pattern Probabilities


Number Seven



1 way to win

Cards in Play	300	600	900	1200	1500	1800	2100	2400	2700	3000	3300	3600
Average Calls	37.33	34.64	33.17	32.18	31.42	30.84	30.35	29.94	29.58	29.27	28.96	28.73
Average Winners	1.14	1.16	1.17	1.18	1.18	1.19	1.20	1.20	1.21	1.21	1.21	1.22
Cards in Play	3900	4200	4500	4800	5100	5400	5700	6000	6600	7500	8400	9000
Average Calls	28.47	28.27	28.07	27.89	27.74	27.57	27.41	27.27	27.02	26.67	26.47	26.20
Average Winners	1.22	1.22	1.23	1.23	1.24	1.24	1.24	1.24	1.25	1.26	1.26	1.27

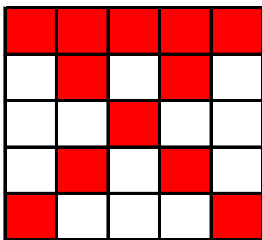
Outside Frame



1 way to win

Cards in Play	300	600	900	1200	1500	1800	2100	2400	2700	3000	3300	3600
Average Calls	54.51	52.66	51.61	50.90	50.37	49.91	49.55	49.24	48.96	48.71	48.49	48.28
Average Winners	1.27	1.29	1.30	1.31	1.32	1.32	1.32	1.33	1.33	1.34	1.34	1.34
Cards in Play	3900	4200	4500	4800	5100	5400	5700	6000	6600	7500	8400	9000
Average Calls	48.09	47.93	47.77	47.62	47.50	47.36	47.23	47.12	46.92	46.64	46.45	46.24
Average Winners	1.34	1.34	1.35	1.35	1.35	1.36	1.36	1.36	1.36	1.37	1.37	1.37

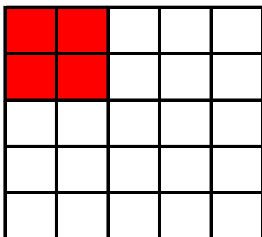
Picnic Table



1 way to win

Cards in Play	300	600	900	1200	1500	1800	2100	2400	2700	3000	3300	3600
Average Calls	45.70	43.32	42.01	41.11	40.42	39.87	39.41	39.03	38.68	38.40	38.12	37.88
Average Winners	1.17	1.19	1.19	1.20	1.21	1.21	1.21	1.22	1.22	1.23	1.23	1.23
Cards in Play	3900	4200	4500	4800	5100	5400	5700	6000	6600	7500	8400	9000
Average Calls	37.65	37.44	37.27	37.08	36.92	36.76	36.62	36.49	36.25	35.90	35.71	35.42
Average Winners	1.23	1.24	1.24	1.24	1.24	1.25	1.25	1.25	1.25	1.26	1.26	1.26

Postage Stamp



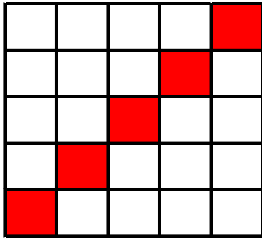
4 ways to win

N balls not in play

Cards in Play	300	600	900	1200	1500	1800	2100	2400	2700	3000	3300	3600
Average Calls	11.58	10.30	9.69	9.30	9.02	8.82	8.68	8.55	8.45	8.36	8.28	8.22
Average Winners	1.36	1.50	1.63	1.75	1.88	2.00	2.14	2.26	2.40	2.52	2.66	2.79
Cards in Play	3900	4200	4500	4800	5100	5400	5700	6000	6600	7500	8400	9000
Average Calls	8.16	8.11	8.07	8.04	7.99	7.97	7.95	7.92	7.87	7.82	7.78	7.76
Average Winners	2.93	3.06	3.21	3.37	3.49	3.64	3.81	3.93	4.22	4.66	4.97	5.45

Bingo Pattern Probabilities

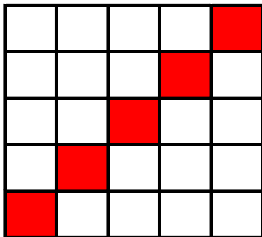
Regular Bingo



12 ways to win

Cards in Play	300	600	900	1200	1500	1800	2100	2400	2700	3000	3300	3600
Average Calls	13.20	11.71	11.01	10.54	10.22	9.98	9.79	9.64	9.51	9.40	9.32	9.25
Average Winners	1.32	1.44	1.57	1.68	1.78	1.89	2.01	2.12	2.21	2.33	2.44	2.56
Cards in Play	3900	4200	4500	4800	5100	5400	5700	6000	6600	7500	8400	9000
Average Calls	9.17	9.12	9.07	9.02	8.98	8.94	8.90	8.87	8.84	8.76	8.73	8.69
Average Winners	2.69	2.79	2.91	3.02	3.14	3.25	3.37	3.50	3.77	4.14	4.40	4.79

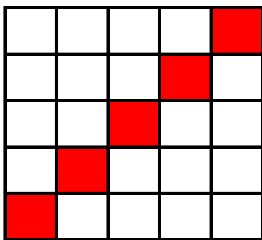
Regular Bingo or Four Corners



13 ways to win

Cards in Play	300	600	900	1200	1500	1800	2100	2400	2700	3000	3300	3600
Average Calls	12.75	11.31	10.58	10.14	9.80	9.56	9.39	9.23	9.10	8.99	8.90	8.82
Average Winners	1.31	1.43	1.52	1.61	1.69	1.78	1.86	1.94	2.02	2.10	2.19	2.27
Cards in Play	3900	4200	4500	4800	5100	5400	5700	6000	6600	7500	8400	9000
Average Calls	8.75	8.67	8.63	8.58	8.52	8.47	8.44	8.41	8.36	8.27	8.24	8.19
Average Winners	2.36	2.45	2.54	2.63	2.71	2.79	2.88	2.98	3.17	3.44	3.63	3.93

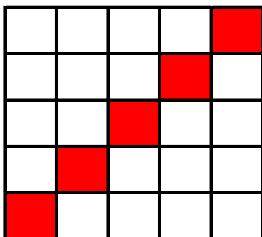
Regular Bingo or Postage Stamp



16 ways to win

Cards in Play	300	600	900	1200	1500	1800	2100	2400	2700	3000	3300	3600
Average Calls	11.80	10.47	9.83	9.41	9.09	8.88	8.70	8.55	8.43	8.32	8.23	8.15
Average Winners	1.33	1.43	1.52	1.60	1.66	1.74	1.81	1.87	1.93	2.00	2.07	2.13
Cards in Play	3900	4200	4500	4800	5100	5400	5700	6000	6600	7500	8400	9000
Average Calls	8.09	8.03	7.97	7.92	7.88	7.85	7.81	7.77	7.72	7.65	7.61	7.55
Average Winners	2.20	2.27	2.34	2.41	2.48	2.56	2.62	2.70	2.85	3.08	3.24	3.48

Regular Bingo, Four Corners, or Postage Stamp




17 ways to win

Cards in Play	300	600	900	1200	1500	1800	2100	2400	2700	3000	3300	3600
Average Calls	11.55	10.23	9.60	9.19	8.88	8.65	8.47	8.33	8.21	8.10	8.01	7.94
Average Winners	1.32	1.42	1.51	1.59	1.65	1.72	1.78	1.85	1.90	1.96	2.03	2.09
Cards in Play	3900	4200	4500	4800	5100	5400	5700	6000	6600	7500	8400	9000
Average Calls	7.87	7.81	7.76	7.71	7.66	7.62	7.58	7.56	7.50	7.42	7.39	7.33
Average Winners	2.15	2.23	2.29	2.36	2.41	2.49	2.55	2.63	2.77	2.99	3.14	3.35

Bingo Pattern Probabilities

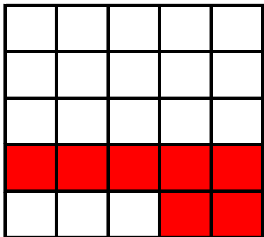
Regular Bingo with Four Corners



12 ways to win

Cards in Play	300	600	900	1200	1500	1800	2100	2400	2700	3000	3300	3600
Average Calls	25.90	23.67	22.45	21.69	21.13	20.66	20.29	19.99	19.70	19.49	19.28	19.09
Average Winners	1.24	1.28	1.30	1.33	1.35	1.36	1.39	1.41	1.42	1.44	1.46	1.48
Cards in Play	3900	4200	4500	4800	5100	5400	5700	6000	6600	7500	8400	9000
Average Calls	18.91	18.78	18.63	18.49	18.38	18.25	18.15	18.05	17.87	17.65	17.51	17.33
Average Winners	1.49	1.51	1.53	1.54	1.56	1.58	1.59	1.61	1.63	1.69	1.72	1.77

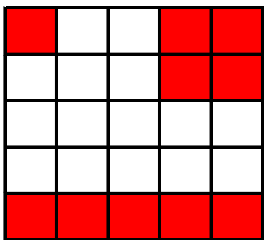
Regular Bingo with Postage Stamp



48 ways to win

Cards in Play	300	600	900	1200	1500	1800	2100	2400	2700	3000	3300	3600
Average Calls	22.00	20.19	19.23	18.59	18.11	17.75	17.44	17.18	16.95	16.75	16.57	16.41
Average Winners	1.22	1.25	1.28	1.30	1.32	1.33	1.34	1.36	1.37	1.38	1.39	1.39
Cards in Play	3900	4200	4500	4800	5100	5400	5700	6000	6600	7500	8400	9000
Average Calls	16.26	16.13	16.02	15.90	15.79	15.69	15.61	15.52	15.36	15.17	15.05	14.87
Average Winners	1.40	1.41	1.42	1.43	1.44	1.44	1.45	1.46	1.47	1.49	1.50	1.52

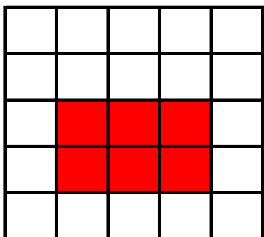
Regular Bingo with Four Corners and Postage Stamp



48 ways to win

Cards in Play	300	600	900	1200	1500	1800	2100	2400	2700	3000	3300	3600
Average Calls	31.15	29.05	27.92	27.17	26.59	26.16	25.79	25.45	25.19	24.93	24.74	24.55
Average Winners	1.23	1.26	1.28	1.30	1.31	1.32	1.33	1.34	1.34	1.35	1.36	1.37
Cards in Play	3900	4200	4500	4800	5100	5400	5700	6000	6600	7500	8400	9000
Average Calls	24.38	24.21	24.06	23.93	23.81	23.68	23.57	23.46	23.26	23.01	22.86	22.64
Average Winners	1.38	1.38	1.39	1.39	1.40	1.40	1.40	1.41	1.42	1.44	1.44	1.46

Six-Pack (Free Space OK)

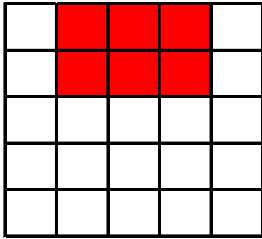


24 ways to win

Cards in Play	300	600	900	1200	1500	1800	2100	2400	2700	3000	3300	3600
Average Calls	16.14	14.56	13.78	13.24	12.87	12.56	12.32	12.13	11.95	11.79	11.65	11.54
Average Winners	1.30	1.37	1.42	1.47	1.51	1.54	1.58	1.61	1.64	1.67	1.69	1.72
Cards in Play	3900	4200	4500	4800	5100	5400	5700	6000	6600	7500	8400	9000
Average Calls	11.43	11.34	11.25	11.16	11.11	11.02	10.96	10.89	10.80	10.65	10.58	10.46
Average Winners	1.75	1.78	1.80	1.83	1.86	1.88	1.90	1.93	1.99	2.06	2.10	2.17

Bingo Pattern Probabilities

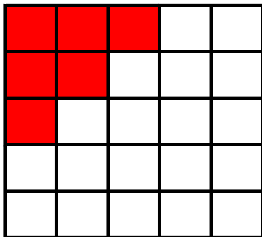
Six-Pack (Hardway)



12 ways to win

Cards in Play	300	600	900	1200	1500	1800	2100	2400	2700	3000	3300	3600
Average Calls	20.92	19.07	18.12	17.47	17.01	16.64	16.34	16.09	15.87	15.67	15.51	15.35
Average Winners	1.24	1.29	1.33	1.35	1.38	1.41	1.42	1.44	1.46	1.47	1.49	1.50
Cards in Play	3900	4200	4500	4800	5100	5400	5700	6000	6600	7500	8400	9000
Average Calls	15.22	15.10	14.98	14.87	14.76	14.68	14.58	14.51	14.36	14.17	14.05	13.92
Average Winners	1.52	1.53	1.54	1.55	1.56	1.58	1.59	1.60	1.62	1.66	1.67	1.71

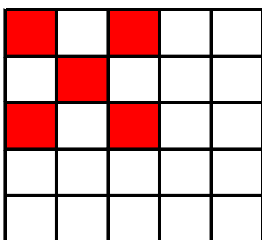
Small Corner Triangle



4 ways to win

Cards in Play	300	600	900	1200	1500	1800	2100	2400	2700	3000	3300	3600
Average Calls	24.26	22.13	21.01	20.27	19.71	19.28	18.93	18.64	18.36	18.15	17.93	17.76
Average Winners	1.22	1.27	1.30	1.33	1.35	1.37	1.40	1.42	1.43	1.46	1.46	1.49
Cards in Play	3900	4200	4500	4800	5100	5400	5700	6000	6600	7500	8400	9000
Average Calls	17.61	17.46	17.34	17.20	17.08	16.97	16.88	16.79	16.60	16.39	16.26	16.08
Average Winners	1.50	1.52	1.54	1.55	1.57	1.58	1.59	1.61	1.63	1.68	1.71	1.74

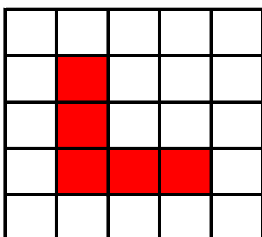
Small Corner X



4 ways to win

Cards in Play	300	600	900	1200	1500	1800	2100	2400	2700	3000	3300	3600
Average Calls	13.91	12.27	11.49	11.00	10.63	10.35	10.16	9.99	9.85	9.73	9.64	9.56
Average Winners	1.29	1.44	1.58	1.73	1.86	2.01	2.16	2.31	2.45	2.62	2.77	2.93
Cards in Play	3900	4200	4500	4800	5100	5400	5700	6000	6600	7500	8400	9000
Average Calls	9.49	9.42	9.35	9.31	9.26	9.21	9.18	9.15	9.09	9.00	8.96	8.91
Average Winners	3.10	3.24	3.40	3.57	3.74	3.89	4.08	4.25	4.56	5.08	5.45	5.94

Small Crazy L



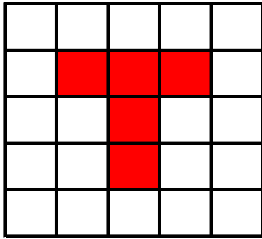
4 ways to win

B & O balls not in play

Cards in Play	300	600	900	1200	1500	1800	2100	2400	2700	3000	3300	3600
Average Calls	12.48	11.25	10.63	10.22	9.93	9.69	9.51	9.35	9.22	9.12	9.01	8.92
Average Winners	1.31	1.38	1.44	1.50	1.55	1.61	1.66	1.71	1.76	1.81	1.85	1.91
Cards in Play	3900	4200	4500	4800	5100	5400	5700	6000	6600	7500	8400	9000
Average Calls	8.85	8.77	8.70	8.64	8.59	8.53	8.49	8.44	8.37	8.26	8.20	8.12
Average Winners	1.96	2.01	2.06	2.10	2.14	2.19	2.26	2.30	2.39	2.53	2.63	2.75

Bingo Pattern Probabilities

Small Crazy T

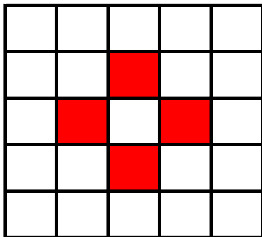


4 ways to win

B & O balls not in play

Cards in Play	300	600	900	1200	1500	1800	2100	2400	2700	3000	3300	3600
Average Calls	8.93	7.92	7.42	7.10	6.88	6.71	6.58	6.48	6.38	6.31	6.24	6.19
Average Winners	1.35	1.50	1.65	1.80	1.95	2.10	2.24	2.41	2.55	2.72	2.86	3.02
Cards in Play	3900	4200	4500	4800	5100	5400	5700	6000	6600	7500	8400	9000
Average Calls	6.14	6.09	6.05	6.02	5.98	5.94	5.92	5.90	5.85	5.80	5.76	5.72
Average Winners	3.18	3.32	3.51	3.66	3.79	3.95	4.10	4.28	4.62	5.11	5.35	5.87

Small Diamond

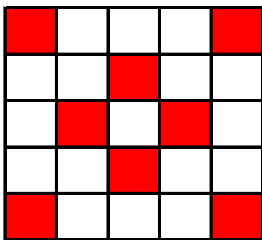


1 way to win

B & O balls not in play

Cards in Play	300	600	900	1200	1500	1800	2100	2400	2700	3000	3300	3600
Average Calls	11.88	10.47	9.78	9.33	9.01	8.76	8.56	8.41	8.28	8.18	8.08	7.99
Average Winners	1.29	1.38	1.47	1.55	1.63	1.70	1.78	1.85	1.93	2.01	2.10	2.18
Cards in Play	3900	4200	4500	4800	5100	5400	5700	6000	6600	7500	8400	9000
Average Calls	7.92	7.85	7.80	7.74	7.70	7.66	7.62	7.58	7.51	7.45	7.40	7.34
Average Winners	2.28	2.36	2.44	2.54	2.64	2.73	2.82	2.90	3.09	3.41	3.59	3.88

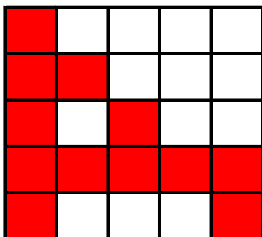
Small Diamond with Four Corners



1 way to win

Cards in Play	300	600	900	1200	1500	1800	2100	2400	2700	3000	3300	3600
Average Calls	37.34	34.64	33.17	32.18	31.44	30.84	30.36	29.94	29.56	29.25	28.96	28.71
Average Winners	1.15	1.16	1.17	1.18	1.19	1.19	1.20	1.20	1.21	1.21	1.21	1.22
Cards in Play	3900	4200	4500	4800	5100	5400	5700	6000	6600	7500	8400	9000
Average Calls	28.48	28.28	28.07	27.89	27.72	27.55	27.42	27.26	27.02	26.67	26.47	26.18
Average Winners	1.22	1.22	1.23	1.23	1.23	1.23	1.24	1.24	1.25	1.25	1.26	1.26

Triple Bingo

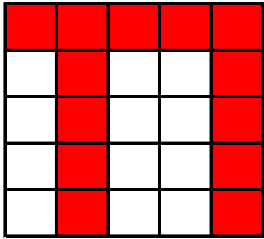


220 ways to win

Cards in Play	300	600	900	1200	1500	1800	2100	2400	2700	3000	3300	3600
Average Calls	32.88	31.23	30.31	29.67	29.22	28.83	28.52	28.25	28.02	27.82	27.63	27.47
Average Winners	1.21	1.23	1.25	1.25	1.26	1.27	1.27	1.28	1.28	1.29	1.29	1.30
Cards in Play	3900	4200	4500	4800	5100	5400	5700	6000	6600	7500	8400	9000
Average Calls	27.30	27.18	27.05	26.92	26.81	26.70	26.61	26.51	26.34	26.12	25.99	25.80
Average Winners	1.30	1.30	1.30	1.30	1.31	1.31	1.31	1.31	1.32	1.33	1.33	1.33

Bingo Pattern Probabilities


Triple Hardway Bingo



56 ways to win

Cards in Play	300	600	900	1200	1500	1800	2100	2400	2700	3000	3300	3600
Average Calls	39.05	37.32	36.37	35.71	35.22	34.82	34.49	34.20	33.96	33.74	33.54	33.36
Average Winners	1.21	1.23	1.25	1.25	1.26	1.27	1.27	1.27	1.28	1.28	1.29	1.29
Cards in Play	3900	4200	4500	4800	5100	5400	5700	6000	6600	7500	8400	9000
Average Calls	33.21	33.05	32.91	32.79	32.66	32.55	32.45	32.35	32.16	31.92	31.77	31.57
Average Winners	1.30	1.30	1.30	1.30	1.30	1.30	1.31	1.31	1.31	1.32	1.32	1.32

Triple Postage Stamp



4 ways to win
N balls not in play

Cards in Play	300	600	900	1200	1500	1800	2100	2400	2700	3000	3300	3600
Average Calls	35.19	33.57	32.66	32.06	31.59	31.21	30.89	30.62	30.39	30.20	30.00	29.83
Average Winners	1.22	1.24	1.25	1.26	1.27	1.28	1.28	1.28	1.29	1.29	1.29	1.30
Cards in Play	3900	4200	4500	4800	5100	5400	5700	6000	6600	7500	8400	9000
Average Calls	29.68	29.53	29.40	29.28	29.18	29.07	28.97	28.87	28.70	28.46	28.33	28.14
Average Winners	1.30	1.30	1.31	1.31	1.31	1.31	1.32	1.32	1.32	1.33	1.33	1.33